

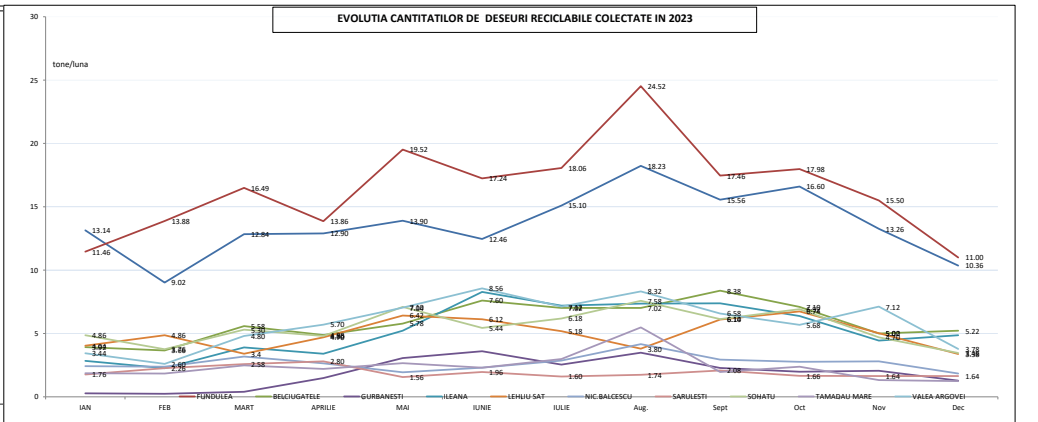
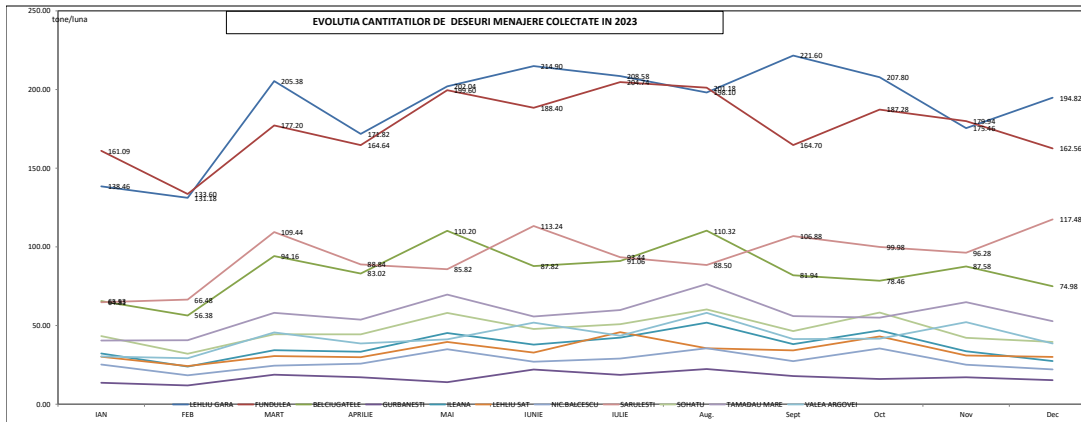
RAPORTARE CANTITATI DESEURI GENERATE IN ANUL 2023

CANTITATI DESEURI COLECTATE (TONE) - ZONA I

LOCALITATE	POPULATI UAT	Cant.med tunara 2022	IANUARIE			FEBRUARIE			MARTIE			APRILIE			MAI			IUNIE			IULIE			AUGUST			SEPTEMBRIE			OCTOMBRIE			NOIEMBRIE			DECEMBRIE			TOTAL 12 LUNI			MEDIE LUNARA		Index gen kg/pers
			AE/IP	POP	REC	AE/IP	POP	REC	AE/IP	POP	REC	AE/IP	POP	REC	AE/IP	POP	REC	AE/IP	POP	REC	AE/IP	POP	REC	AE/IP	POP	REC	AE/IP	POP	REC	AE/IP	POP	REC	AE/IP	POP	REC	AE/IP	POP	REC	Recid	Reciclat				
Lehlu Gara	6394	183.80	24.74	138.46	13.14	16.00	131.18	9.02	14.86	205.38	12.84	13.90	171.82	12.90	16.76	202.04	13.90	12.50	214.90	12.46	13.30	208.58	15.10	13.36	198.10	18.23	13.12	221.60	15.56	16.48	207.80	16.60	15.02	175.46	13.26	12.36	194.82	10.36	182.40	2270.14	163.37	189.18	13.61	1.04
Fundulea	6003	173.29	11.30	161.09	11.46	10.54	133.60	13.88	12.66	177.20	16.49	10.10	164.64	13.86	14.02	199.60	19.52	12.54	188.40	17.24	12.86	204.74	18.06	9.74	201.18	24.52	12.82	164.70	17.46	16.42	187.28	17.98	16.10	179.94	15.50	12.92	162.56	11.00	152.02	2124.93	196.97	177.08	16.41	1.06
<b>TOTAL URBAN</b>	<b>12397</b>	<b>357.09</b>	<b>36.04</b>	<b>299.55</b>	<b>24.60</b>	<b>26.54</b>	<b>264.78</b>	<b>22.90</b>	<b>27.52</b>	<b>382.58</b>	<b>29.33</b>	<b>24.00</b>	<b>336.46</b>	<b>26.76</b>	<b>30.78</b>	<b>401.64</b>	<b>33.42</b>	<b>25.04</b>	<b>403.30</b>	<b>29.70</b>	<b>26.16</b>	<b>413.32</b>	<b>33.16</b>	<b>23.10</b>	<b>399.28</b>	<b>42.75</b>	<b>25.94</b>	<b>386.30</b>	<b>33.02</b>	<b>32.90</b>	<b>395.08</b>	<b>34.58</b>	<b>31.12</b>	<b>355.40</b>	<b>28.76</b>	<b>25.28</b>	<b>357.38</b>	<b>21.36</b>	<b>334.42</b>	<b>4395.07</b>	<b>360.34</b>	<b>366.26</b>	<b>30.03</b>	<b>1.05</b>
Belciugatele	2061	87.54	7.09	65.53	3.92	6.00	56.38	3.66	8.08	94.16	5.58	5.34	83.02	4.88	6.82	110.20	5.78	7.30	87.82	7.60	8.10	91.06	7.02	9.02	110.32	7.02	7.20	81.94	8.38	6.66	78.46	7.10	9.02	87.58	5.00	4.34	74.98	5.22	84.97	1021.45	71.16	85.12	5.93	1.45
Gurbanesti	1318	17.67	0.97	13.63	0.28	1.20	11.94	0.24	1.62	18.76	0.40	1.32	17.12	1.48	1.60	14.00	3.06	2.00	22.04	3.60	1.54	18.66	2.54	1.50	22.36	3.48	1.40	17.90	2.28	1.36	16.04	1.98	1.60	17.10	2.06	0.90	15.26	1.28	17.01	204.81	22.68	17.07	1.89	0.47
Reana	3113	33.11	3.13	32.23	2.84	4.22	23.92	2.26	2.48	34.34	3.90	2.62	33.38	3.40	3.20	45.24	5.22	2.00	37.88	8.28	1.60	42.30	7.20	2.08	51.84	7.36	2.14	38.16	7.38	2.88	46.84	6.38	1.66	33.64	4.44	1.46	27.46	4.86	29.47	447.23	63.82	37.27	5.29	0.45
Lehlu Sat	2752	31.63	4.98	30.16	4.04	2.10	24.26	4.86	2.20	30.58	3.4	2.52	29.86	4.70	3.38	39.56	6.42	2.06	32.82	6.12	3.54	45.78	5.18	3.20	35.54	3.80	2.90	34.22	6.10	4.44	43.04	6.74	3.22	30.96	5.02	2.06	30.06	3.38	36.60	406.84	59.76	33.90	4.98	0.46
Nicolae Balescu	1370	26.28	0.69	25.23	2.42	0.76	18.38	2.38	0.76	24.48	3.18	0.26	25.78	2.64	0.38	34.92	1.94	0.42	27.02	2.30	0.00	29.04	2.86	0.74	35.56	4.16	0.90	27.34	2.94	0.64	35.44	2.76	0.82	25.12	2.80	0.52	22.10	1.84	6.89	330.41	32.22	27.53	2.69	0.73
Sarulesti	2293	94.09	2.00	64.81	1.76	3.90	66.48	2.26	2.08	109.44	2.58	1.16	88.84	2.80	1.00	85.82	1.56	1.46	113.24	1.96	1.46	93.44	1.60	1.46	88.50	1.74	2.30	106.88	2.08	0.84	99.98	1.66	0.72	96.28	1.64	1.18	117.48	1.64	19.56	1131.19	23.28	94.27	1.94	1.38
Sohatu	2877	49.05	6.61	43.32	4.86	1.12	32.08	3.76	0.66	44.48	5.30	0.64	44.40	4.80	0.72	58.02	7.10	1.30	47.82	5.44	1.06	50.86	6.18	1.26	60.24	7.58	1.22	46.48	6.14	0.94	58.24	6.92	0.56	42.18	4.70	0.50	39.58	3.46	16.59	567.70	66.24	47.31	5.52	0.60
Tamadoul Mare	2354	56.44	0.71	40.47	1.86	0.56	40.68	1.84	0.62	58.08	2.48	0.92	53.74	2.20	1.38	69.70	2.66	0.86	55.78	2.30	1.20	59.82	2.98	1.30	76.36	5.48	0.48	56.02	1.96	1.02	55.04	2.38	0.44	64.86	1.32	0.46	52.74	1.24	9.95	683.29	28.70	56.94	2.39	0.83
Valea Argovei	2151	46.28	2.00	30.34	3.44	1.36	29.22	2.60	1.84	45.64	4.80	2.28	38.60	5.70	2.46	41.22	7.04	3.62	51.86	8.56	2.52	43.54	7.12	3.00	58.08	8.32	1.56	41.40	6.58	1.60	41.66	5.68	2.36	52.14	7.12	2.76	38.60	3.78	27.36	512.30	70.74	42.69	5.90	0.74
<b>TOTAL RURAL</b>	<b>20289</b>	<b>442.10</b>	<b>28.18</b>	<b>345.72</b>	<b>25.42</b>	<b>21.22</b>	<b>303.34</b>	<b>23.86</b>	<b>20.34</b>	<b>459.96</b>	<b>31.62</b>	<b>17.06</b>	<b>414.74</b>	<b>32.60</b>	<b>20.94</b>	<b>498.68</b>	<b>40.78</b>	<b>21.02</b>	<b>476.28</b>	<b>46.16</b>	<b>21.02</b>	<b>474.50</b>	<b>42.68</b>	<b>23.56</b>	<b>538.80</b>	<b>48.94</b>	<b>20.10</b>	<b>450.34</b>	<b>43.84</b>	<b>20.38</b>	<b>474.74</b>	<b>41.60</b>	<b>20.40</b>	<b>449.86</b>	<b>34.10</b>	<b>14.18</b>	<b>418.26</b>	<b>26.70</b>	<b>248.40</b>	<b>5305.22</b>	<b>438.30</b>	<b>442.10</b>	<b>36.53</b>	<b>0.78</b>
<b>TOTAL ZONA I</b>	<b>32686</b>	<b>799.18</b>	<b>64.22</b>	<b>645.27</b>	<b>50.02</b>	<b>47.76</b>	<b>568.12</b>	<b>46.76</b>	<b>47.86</b>	<b>842.54</b>	<b>60.95</b>	<b>41.06</b>	<b>751.20</b>	<b>59.36</b>	<b>51.72</b>	<b>900.32</b>	<b>74.20</b>	<b>46.06</b>	<b>879.58</b>	<b>75.86</b>	<b>47.18</b>	<b>887.82</b>	<b>75.84</b>	<b>46.66</b>	<b>938.08</b>	<b>91.69</b>	<b>46.04</b>	<b>836.64</b>	<b>76.86</b>	<b>53.28</b>	<b>869.82</b>	<b>76.18</b>	<b>51.52</b>	<b>805.26</b>	<b>62.86</b>	<b>39.46</b>	<b>775.64</b>	<b>48.06</b>	<b>582.82</b>	<b>9700.29</b>	<b>798.64</b>	<b>808.36</b>	<b>66.55</b>	<b>0.88</b>
<b>TOTAL REZIDUAL</b>			<b>709.49</b>		<b>615.88</b>		<b>890.40</b>			<b>792.26</b>			<b>952.04</b>			<b>925.64</b>			<b>935.00</b>			<b>984.74</b>			<b>882.68</b>			<b>923.10</b>			<b>856.78</b>			<b>815.10</b>			<b>10283.11</b>							

RECICLA	IANUARIE		FEBRUARIE		MARTIE		APRILIE		MAI		IUNIE		IULIE		AUGUST		SEPT.		OCT.		NOV		DEC		TOTAL 12 LUNI	
	AE/IP	POP	AE/IP	POP	AE/IP	POP	AE/IP	POP	AE/IP	POP	AE/IP	POP	AE/IP	POP	AE/IP	POP	AE/IP	POP	AE/IP	POP	AE/IP	POP	AE/IP	POP	AE/IP	POP
	0	50.02	0.28	46.76	0.69	60.95	1.36	59.36	4.14	74.20	2.44	75.86	2.06	75.84	1.91	91.69	1.52	76.86	1.88	76.18	1.74	62.86	0.84	48.06	18.86	798.64
<b>TOTAL RECICLABIL</b>																										<b>817.50</b>

LUNA	IAN	FEB	MART	APRIL	MAI	IUNIE	IULIE	AUGUST	SEPT.	OCT	NOV	DEC	TOTAL
BIODEGR	0.00	0.00	5.22	0.00	0.00	0.00	0.00	0.00	7.06	0.00	0.00	0.00	12.38
Abandonat									54.56	10.36	5.74		70.66



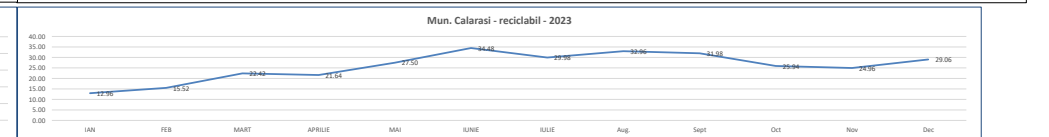
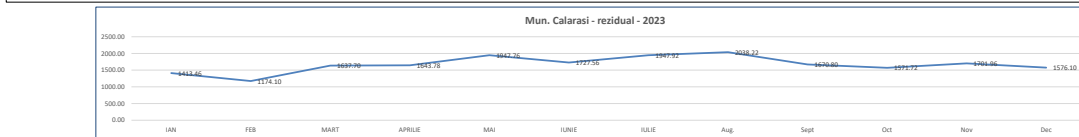
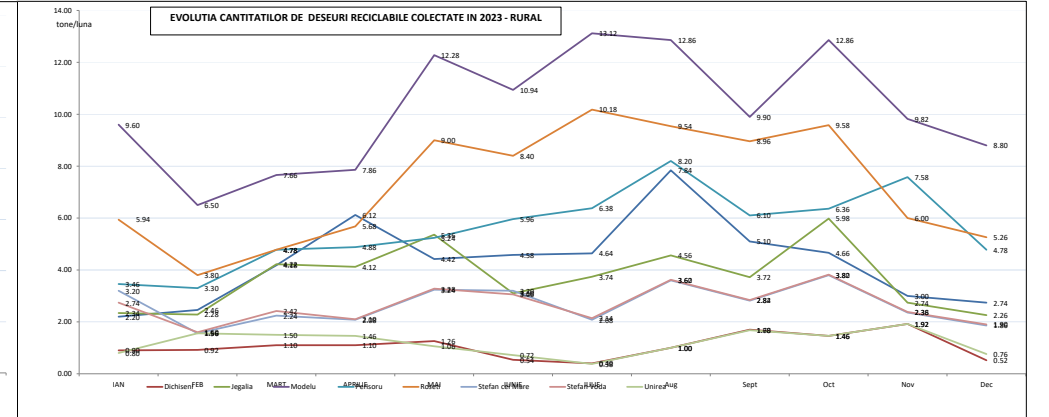
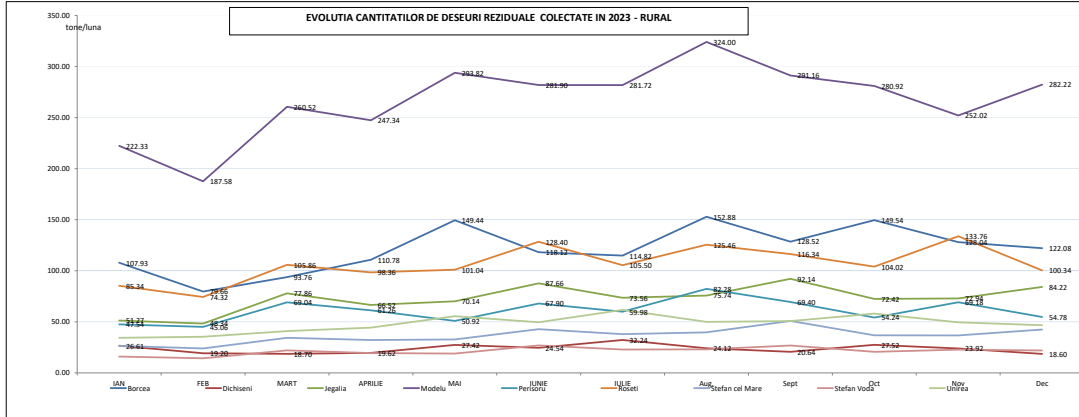
CANTITATI DESEURI COLECTATE (TONE) - ZONA 3

LOCALITATE	POPULAT UAT	Cant.med tonara 2023	IANUARIE			FEBRUARIE			MARTIE			APRILIE			MAI			IUNIE			IULIE			AUGUST			SEPTEMBRIE			OCTOMBRIE			NOIEMBRIE			DECEMBRIE			TOTAL 12 LUNI			MEDIE LUNARA		Indice gen
			AE/IP	POP	REC	AE/IP	POP	REC	AE/IP	POP	REC	AE/IP	POP	REC	AE/IP	POP	REC	AE/IP	POP	REC	AE/IP	POP	REC	AE/IP	POP	REC	AE/IP	POP	REC	AE/IP	POP	REC	AE/IP	POP	REC	AE/IP	POP	REC	Recid	Reciclab				
Mun. Calarasi	65181	1765.60	319.20	1413.46	12.96	187.26	1174.10	15.52	209.96	1637.70	22.42	191.86	1643.78	21.64	232.66	1947.76	27.50	206.34	1727.56	34.48	176.04	1947.92	29.98	170.26	2038.22	32.96	227.42	1670.80	31.98	202.48	1571.72	25.94	181.28	1701.96	24.96	198.06	1576.10	29.06	2502.82	20051.08	309.40	1670.92	25.78	0.86
Borcea	7600	114.64	13.87	107.93	2.20	12.60	79.66	2.46	11.20	93.76	4.18	2.34	110.78	6.12	3.00	149.44	4.42	2.28	118.12	4.58	2.28	114.82	4.64	2.18	152.88	7.84	2.10	128.52	5.10	2.36	149.54	4.66	1.60	128.04	3.00	1.30	122.08	2.74	57.11	1455.57	51.94	121.30	4.33	0.54
Dichiseni	1450	26.36	0.73	26.61	0.90	0.70	19.20	0.92	0.62	18.70	1.10	0.64	19.62	1.10	0.40	27.42	1.26	0.54	24.54	0.54	0.88	32.24	0.40	0.82	24.12	0.76	0.74	20.64	1.70	1.54	27.52	1.46	0.82	23.92	1.92	0.66	18.60	0.52	9.09	283.13	12.82	23.59	1.07	0.56
Jegalia	3600	71.53	1.81	51.27	2.34	1.64	48.34	2.28	1.42	77.86	4.22	1.16	66.52	4.12	0.60	70.14	5.36	1.22	87.66	3.10	0.98	73.56	3.74	0.88	75.74	4.56	0.90	92.14	3.72	0.76	72.42	5.98	0.80	72.94	2.74	0.62	84.22	2.26	12.79	872.81	44.42	72.73	3.70	0.70
Modelu	9000	279.54	4.59	222.33	9.60	2.54	187.58	6.50	3.82	260.52	7.66	10.10	247.34	7.86	7.60	293.82	12.28	14.36	281.90	10.94	9.40	281.72	13.12	10.68	324.00	12.86	6.50	291.16	9.90	12.40	280.92	12.86	12.34	252.02	9.82	7.34	282.22	8.80	105.65	2983.79	122.20	248.65	10.18	0.95
Perisoru	4793	66.50	6.95	47.54	3.46	5.02	45.06	3.30	5.88	69.04	4.78	8.56	61.26	4.88	11.22	50.92	5.24	14.60	67.90	5.96	13.38	59.98	6.38	14.90	82.28	8.20	5.06	69.40	6.10	12.46	54.24	6.36	15.92	69.18	7.58	17.80	54.78	4.78	120.01	777.10	67.02	64.76	5.59	0.48
Roseti	4978	112.40	1.34	85.34	5.94	1.36	74.32	3.80	1.64	105.86	4.78	0.92	98.36	5.68	1.24	101.04	9.00	1.12	128.40	8.40	1.64	105.50	10.18	1.38	125.46	9.54	0.88	116.34	8.96	0.84	104.02	9.58	0.68	133.76	6.00	0.84	100.34	5.26	13.16	1278.74	87.12	106.56	7.26	0.75
Stefan cel Mare	2639	35.70	1.01	26.49	3.20	0.64	23.96	1.56	2.94	34.32	2.24	0.42	32.24	3.08	0.46	32.76	3.24	0.14	42.84	3.20	0.92	37.90	2.08	0.22	39.68	3.60	0.86	50.88	2.82	0.64	36.84	3.80	0.06	36.68	2.36	0.56	42.48	1.86	8.87	437.07	32.04	36.42	2.67	0.49
Stefan Voda	2053	23.30	0.28	16.00	2.74	0.22	14.30	1.60	0.22	22.08	2.42	0.34	19.42	2.10	0.00	18.94	3.28	0.22	26.92	3.06	0.00	22.90	2.14	0.00	23.10	3.62	0.42	26.86	2.84	0.10	20.62	3.82	0.00	22.80	2.38	0.30	21.96	1.90	2.10	255.90	31.90	21.33	2.60	0.38
Unirea	2600	49.50	13.82	34.36	0.80	0.64	35.40	1.56	0.42	40.96	1.50	0.28	44.34	1.46	0.34	55.50	1.06	0.30	49.64	0.72	0.90	61.72	0.38	0.66	50.00	1.00	0.20	50.76	1.68	0.32	58.06	1.46	0.16	49.52	1.92	0.24	46.66	0.76	18.28	576.92	14.30	48.08	1.19	0.62
TOTAL RURAL	38713	799.15	44.40	617.87	31.18	25.36	527.82	23.98	28.16	723.10	32.88	24.76	699.88	35.40	24.86	799.98	45.14	34.78	827.92	40.50	30.38	790.34	43.06	31.72	897.26	52.22	17.66	846.70	42.82	31.42	804.18	49.98	32.38	788.86	37.72	29.66	773.34	28.88	355.54	9097.25	463.76	758.10	35.65	0.68
TOTAL ZONA II	103894	2564.75	363.60	2031.33	44.14	212.62	1701.92	39.50	238.12	2360.80	55.30	216.62	2343.66	57.04	257.52	2747.74	72.64	241.12	2555.48	74.98	206.42	2738.26	73.04	201.98	2935.48	85.18	245.08	2517.50	74.80	233.90	2375.90	75.92	213.66	2490.82	62.68	227.72	2349.44	57.94	288.36	29148.33	773.16	2429.03	64.43	0.79
TOTAL REZIDUAL			2394.93			1914.54			2598.92			2560.28			3005.26			2796.60			2944.68			3137.46			2762.58			2609.80			2704.48			2577.16			32006.69					

RECICLA	IANUARIE		FEBRUARIE		MARTIE		APRILIE		MAI		IUNIE		IULIE		AUGUST		SEPT		OCT		NOV		DEC		TOTAL 12 LUNI			
	AE/IP	POP	AE/IP	POP	AE/IP	POP	AE/IP	POP	AE/IP	POP	AE/IP	POP	AE/IP	POP	AE/IP	POP	AE/IP	POP	AE/IP	POP	AE/IP	POP	AE/IP	POP	AE/IP	POP	AE/IP	POP
TOTAL RECICLABIL	3.38	44.14	1.42	39.50	8.40	55.30	7.66	57.04	4.20	72.64	6.72	74.98	3.24	73.04	1.70	85.18	9.84	74.80	6.02	75.92	3.88	62.68	2.12	57.94	58.58	773.16	831.74	

LUNA	IAN	FEB	MART	APRIL	MAI	IUNIE	IULIE	AUGUST	SEPT	OCT	NOV	DEC	TOTAL
BIODEGRADABIL	0.00	0.00	0.00	9.74	0.00	17.82	0.00	35.30	80.66	30.08	13.10	186.70	
STRADAL	61.76	63.12	58.12	46.44	86.44	73.78	77.48	79.54	80.62	102.98	144.44	144.24	1018.96
Abandonat	144.6	108.44	285.90	167.14	330.86	248.24	249.48	227.92	226.24	192.30	280.54	163.62	2645.34

Nota: Cantitatea de deseu abandonat este inclusa in cantitatea de deseu colectata de la Institutii Publice (IP)



CANTITATI DESEURI COLECTATE (TONE) - ZONA 2

LOCALITATE	POPULAT UAT	Cant.med Iunara 2023	IANUARIE			FEBRUARIE			MARTIE			APRILIE			MAI			IUNIE			IULIE			AUGUST			SEPTEMBRIE			OCTOMBRIE			NOIEMBRIE			DECEMBRIE			TOTAL 12 LUNI			MEDIE LUNARA		Indice gen kg/zi/pers
			AE/IP	POP	REC	AE/IP	POP	REC	AE/IP	POP	REC	AE/IP	POP	REC	AE/IP	POP	REC	AE/IP	POP	REC	AE/IP	POP	REC	AE/IP	POP	REC	AE/IP	POP	REC	AE/IP	POP	REC	AE/IP	POP	REC	AE/IP	POP	REC	Rec/zi	Rec/calzi				
Oltenita	18125	579.24	134.9	463.6	20.34	130.42	317.42	16.06	228.86	423.70	26.92	251.28	423.68	21.50	171.04	621.92	26.58	152.18	633.84	19.08	131.74	705.86	20.08	130.16	726.14	22.74	145.52	588.88	22.96	155.96	584.94	24.66	148.66	579.92	19.04	116.42	611.66	13.12	1897.14	6681.56	253.08	556.80	21.09	1.05
Budesti	7118	182.56	17.42	163.64	0.30	19.26	155.36	0.44	28.48	225.32	0.52	22.30	207.64	0.36	68.86	196.26	0.82	64.48	223.98	0.42	20.24	240.32	0.00	84.74	212.20	0.28	58.58	199.46	0.58	47.14	191.02	1.32	54.94	210.08	0.70	45.58	202.22	0.02	532.02	2427.50	5.76	202.29	0.48	0.94
<b>TOTAL URBAN</b>	<b>25243</b>	<b>761.79</b>	<b>152.32</b>	<b>627.24</b>	<b>20.64</b>	<b>149.68</b>	<b>472.78</b>	<b>16.50</b>	<b>257.34</b>	<b>649.02</b>	<b>27.44</b>	<b>273.58</b>	<b>631.32</b>	<b>21.86</b>	<b>239.90</b>	<b>818.18</b>	<b>27.40</b>	<b>216.66</b>	<b>857.82</b>	<b>19.50</b>	<b>151.98</b>	<b>946.18</b>	<b>20.08</b>	<b>214.90</b>	<b>938.34</b>	<b>23.54</b>	<b>204.10</b>	<b>788.34</b>	<b>23.54</b>	<b>203.10</b>	<b>775.96</b>	<b>25.98</b>	<b>203.60</b>	<b>790.00</b>	<b>19.74</b>	<b>162.00</b>	<b>813.88</b>	<b>13.14</b>	<b>2429.16</b>	<b>9109.06</b>	<b>258.84</b>	<b>759.09</b>	<b>21.57</b>	<b>1.02</b>
Cascioarele	1373	20.80	2.40	19.84	2.22	1.82	13.40	0.54	2.16	16.48	0.78	1.48	20.38	1.02	3.48	22.82	1.20	2.34	20.68	1.56	2.12	22.20	2.04	2.82	27.50	1.78	2.02	21.58	1.50	2.50	25.10	1.36	2.04	17.80	1.58	1.80	15.84	1.56	26.98	243.62	16.96	20.30	1.41	0.52
Chirnogi	6700	64.66	14.94	53.70	9.62	8.98	47.34	7.76	17.48	62.12	13.96	21.56	55.76	11.98	16.48	66.20	11.02	15.18	67.76	11.00	18.98	64.32	11.82	64.30	83.48	17.32	31.18	51.08	14.92	29.84	65.12	12.46	22.76	73.06	12.02	16.68	63.70	10.66	278.36	753.64	144.54	62.80	12.05	0.37
Chislet	2907	45.00	1.26	45.40	3.02	1.38	34.06	1.46	1.88	37.78	1.22	2.28	36.14	1.38	1.64	49.84	2.66	1.86	43.14	1.34	3.62	59.16	1.32	1.30	47.78	1.20	2.26	2.26	54.62	2.36	1.68	42.10	1.66	1.28	41.00	1.76	23.26	536.32	20.72	44.60	1.73	0.52		
Civati	1814	25.22	0.70	27.54	3.76	0.90	20.32	5.08	0.92	23.18	4.72	0.88	26.34	3.60	1.62	30.62	7.10	1.12	27.06	4.88	1.48	36.18	4.16	0.88	29.16	4.40	1.62	28.00	5.08	1.58	34.62	5.04	0.72	27.60	6.10	0.84	27.16	3.30	13.26	337.84	57.22	28.13	4.77	0.60
Curcani	4600	124.13	9.92	122.74	0.90	20.76	79.06	1.56	4.96	115.04	1.40	7.74	117.92	0.88	9.98	161.80	0.62	6.52	126.08	1.36	7.72	156.30	1.78	4.88	146.96	0.72	6.46	131.76	0.74	12.76	168.86	1.06	7.98	121.38	1.14	8.92	112.56	1.14	108.60	1860.46	13.30	130.04	1.11	0.94
Frumusani	5062	182.99	11.42	187.34	10.48	10.48	147.94	8.64	12.30	175.62	17.32	12.30	182.08	11.94	16.50	242.54	14.66	12.62	190.04	13.24	14.94	227.34	14.66	14.00	227.02	15.36	16.00	194.40	22.80	20.92	244.46	14.04	12.02	183.12	12.66	11.96	155.08	8.78	165.46	2356.98	164.58	196.42	13.72	1.36
Fundeni	4862	129.97	208.36	78.00	7.32	102.26	94.24	4.70	201.58	152.20	5.82	150.02	128.88	5.98	168.54	137.82	6.46	114.72	169.78	6.96	110.24	141.26	10.24	136.20	154.94	9.00	103.34	135.30	7.54	91.86	128.58	8.08	95.78	154.56	6.76	112.84	124.94	4.96	1595.74	1600.50	83.82	133.38	6.99	0.95
Galbunasi	3600	25.45	3.90	48.98	2.60	3.16	35.80	2.12	4.80	45.60	2.52	5.22	52.22	3.44	10.92	53.80	3.82	7.08	44.26	7.04	7.08	63.98	5.90	4.60	54.50	6.80	5.44	53.46	7.24	9.20	72.60	6.62	3.64	60.42	6.00	5.44	36.12	4.76	70.48	58.86	51.81	4.91	0.52	
Luica	1465	43.58	1.36	28.66	1.30	0.90	26.36	1.00	1.76	41.12	3.14	1.18	32.38	1.08	1.36	31.66	0.78	1.56	39.06	0.50	1.34	32.90	0.34	1.18	33.70	0.64	1.76	40.36	0.58	1.22	32.22	1.06	0.96	33.48	0.66	1.52	37.98	0.54	16.10	409.88	11.62	34.16	0.97	0.79
Mitreni	4150	74.54	3.30	56.88	2.20	3.24	49.00	2.82	4.26	79.42	3.20	21.56	50.68	4.78	5.08	79.04	4.30	21.22	62.32	6.56	3.68	75.58	4.66	4.42	93.84	5.28	4.08	72.92	4.86	3.54	70.24	5.26	22.04	65.64	4.22	2.84	67.70	5.54	99.26	823.26	53.68	68.61	4.47	0.58
Nana	2105	31.45	1.04	31.46	0.80	0.90	24.12	0.86	1.20	27.30	3.10	1.28	30.42	0.60	1.98	37.24	0.86	1.02	30.58	0.56	1.10	33.20	0.94	1.20	37.32	0.94	1.12	32.64	1.68	1.66	40.56	1.22	1.28	31.98	0.62	0.88	24.44	0.70	14.66	381.26	12.88	31.77	1.07	0.51
Plataresti	3519	92.14	5.00	91.76	5.34	4.62	70.58	4.28	5.06	83.84	8.46	4.22	89.36	7.10	17.56	103.48	7.66	6.10	93.82	7.68	5.88	105.52	8.00	4.36	99.32	13.08	4.64	88.38	9.18	6.99	114.18	7.70	5.56	86.88	5.84	4.70	76.88	4.84	74.69	1104.00	89.16	92.00	7.43	0.93
Radovani	3663	57.14	3.30	38.76	3.56	2.66	39.98	3.90	4.48	56.70	5.52	3.64	55.72	4.36	3.54	53.12	5.66	4.58	70.40	8.48	3.66	56.94	6.68	3.62	58.94	7.26	4.78	70.14	6.50	3.90	54.52	5.88	3.94	50.84	5.80	4.50	62.92	3.12	46.60	668.98	66.72	55.75	5.56	0.55
Soldanu	3209	67.53	2.42	59.26	4.24	2.38	49.28	5.46	2.86	71.62	6.04	2.88	67.30	5.82	3.66	82.92	12.40	2.90	69.74	7.42	3.34	71.04	7.20	5.56	88.74	8.38	2.88	70.98	8.52	2.78	77.06	9.42	2.86	82.50	9.96	3.60	65.06	4.16	38.12	855.50	89.02	71.29	7.42	0.81
Spartov	4489	71.97	1.88	56.62	2.50	1.72	49.00	2.70	1.96	76.18	2.78	2.00	68.84	5.24	2.60	72.80	4.38	2.28	78.10	3.06	2.84	72.14	2.38	2.94	91.86	3.22	3.22	69.96	2.38	3.22	68.48	4.42	3.32	83.74	2.92	2.40	67.80	2.08	30.48	855.62	38.06	71.30	3.17	0.55
Uteni	4832	63.10	5.96	61.22	2.56	5.12	47.18	2.26	5.68	54.98	3.34	5.68	58.16	2.78	7.36	76.48	3.18	6.46	61.26	2.82	6.42	64.44	3.68	7.74	79.38	4.02	6.18	62.72	2.86	8.70	75.90	3.32	6.86	57.00	2.66	5.36	45.04	2.26	77.52	743.76	35.72	61.98	2.98	0.44
Vaslati	3951	99.21	4.56	85.44	2.76	5.68	72.02	2.04	6.76	104.22	2.60	4.76	104.22	2.60	6.54	123.34	5.08	5.20	115.38	2.82	4.88	111.72	3.28	5.34	135.32	2.80	5.34	104.60	3.78	5.40	107.48	4.92	6.44	124.72	3.08	5.42	99.90	2.04	66.32	1298.42	37.60	108.20	3.13	0.93
<b>TOTAL RURAL</b>	<b>62301</b>	<b>1218.88</b>	<b>281.72</b>	<b>1093.60</b>	<b>65.18</b>	<b>176.96</b>	<b>899.78</b>	<b>57.18</b>	<b>286.10</b>	<b>1233.46</b>	<b>85.92</b>	<b>248.68</b>	<b>1176.80</b>	<b>74.38</b>	<b>278.84</b>	<b>1425.52</b>	<b>91.64</b>	<b>212.76</b>	<b>1309.46</b>	<b>87.28</b>	<b>199.32</b>	<b>1394.22</b>	<b>89.08</b>	<b>265.34</b>	<b>1489.76</b>	<b>102.20</b>	<b>202.32</b>	<b>1273.58</b>	<b>101.50</b>	<b>208.99</b>	<b>1434.60</b>	<b>94.22</b>	<b>199.88</b>	<b>1296.88</b>	<b>83.68</b>	<b>190.98</b>	<b>1124.12</b>	<b>62.20</b>	<b>2745.89</b>	<b>15151.78</b>	<b>994.46</b>	<b>1262.65</b>	<b>82.87</b>	<b>0.71</b>
<b>TOTAL ZONA II</b>	<b>87544</b>	<b>1980.67</b>	<b>434.04</b>	<b>1720.84</b>	<b>85.82</b>	<b>326.64</b>	<b>1372.56</b>	<b>73.68</b>	<b>537.44</b>	<b>1882.48</b>	<b>113.36</b>	<b>537.44</b>	<b>1882.48</b>	<b>96.24</b>	<b>518.74</b>	<b>2243.70</b>	<b>119.04</b>	<b>429.42</b>	<b>2167.28</b>	<b>106.78</b>	<b>351.30</b>	<b>2340.40</b>	<b>125.22</b>	<b>480.24</b>	<b>2428.10</b>	<b>125.22</b>	<b>406.42</b>	<b>2061.92</b>	<b>125.04</b>	<b>412.09</b>	<b>2210.56</b>	<b>120.20</b>	<b>403.48</b>	<b>2086.88</b>	<b>103.42</b>	<b>352.98</b>	<b>1938.00</b>	<b>75.34</b>	<b>5175.05</b>	<b>24260.84</b>	<b>1253.30</b>	<b>2021.74</b>	<b>104.44</b>	<b>0.80</b>
<b>TOTAL REZIDUAL</b>			<b>2154.88</b>		<b>1699.20</b>		<b>2419.92</b>		<b>2330.38</b>		<b>2762.44</b>		<b>2596.70</b>		<b>2691.70</b>	</																												

