

RAPORTARE CANTITATI DESEURI GENERATE IN ANUL 2020

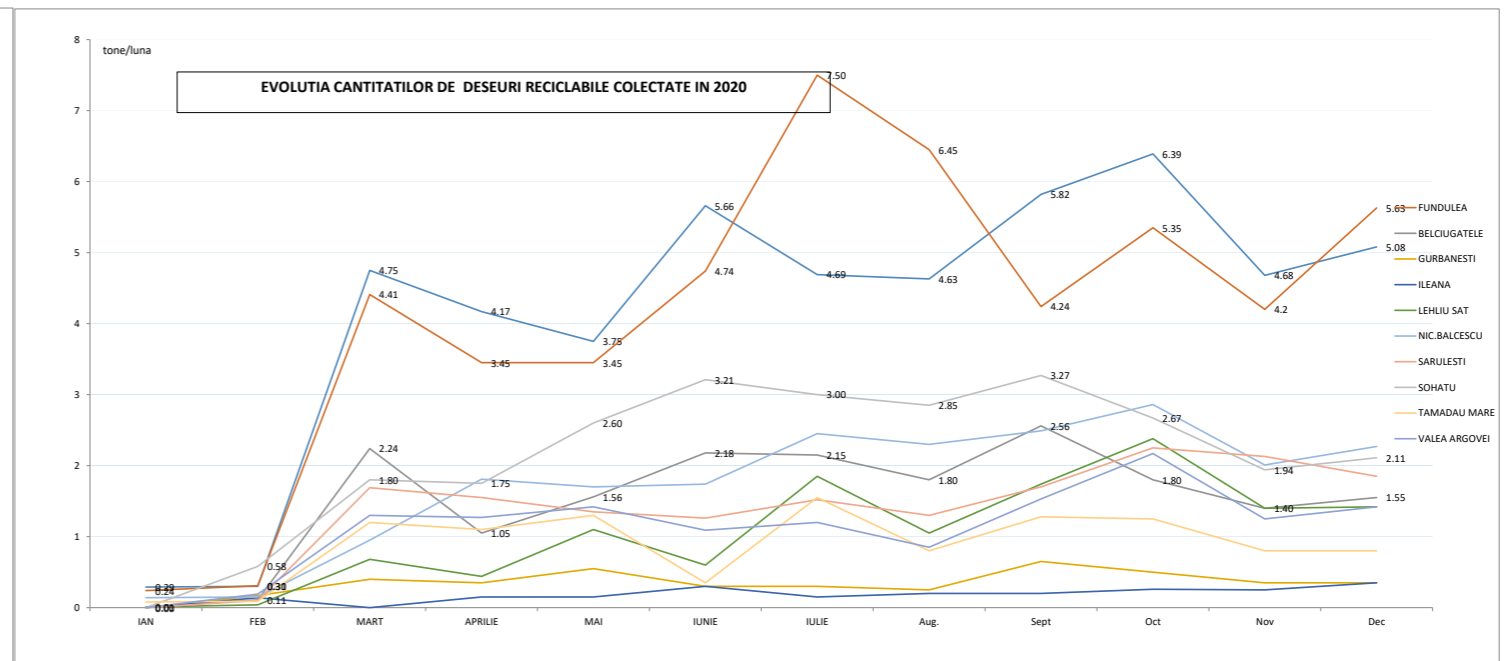
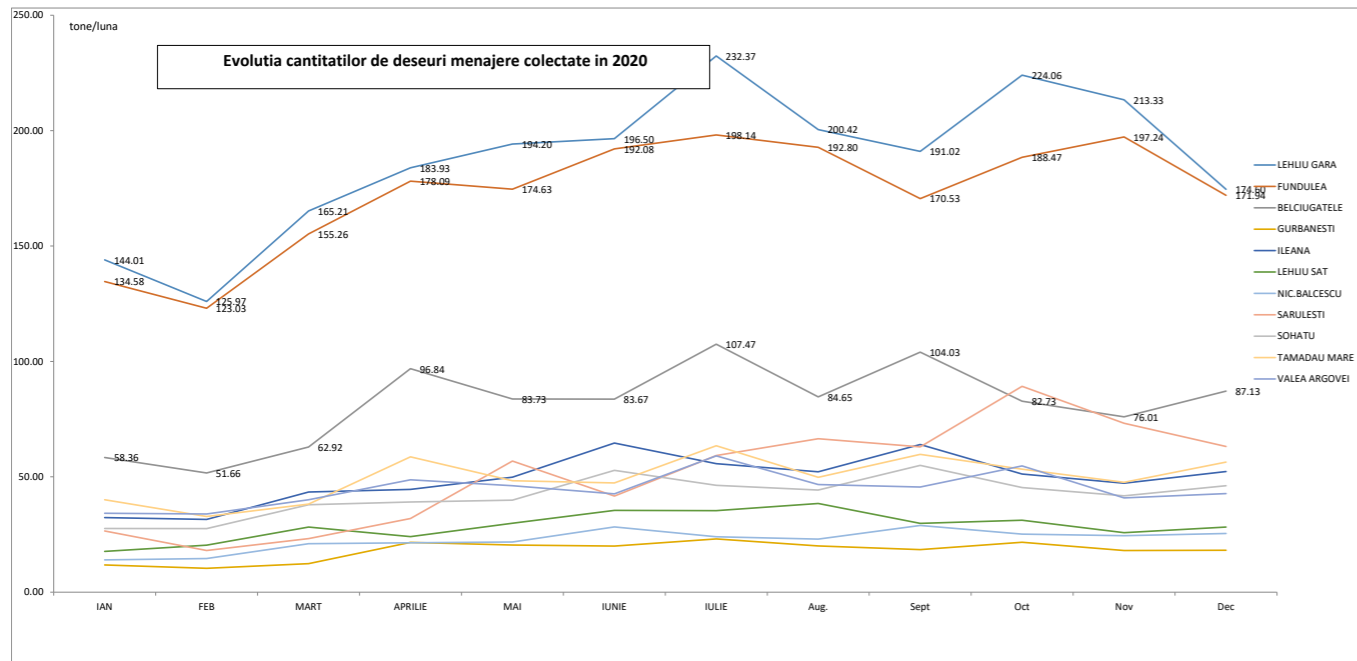
CANTITATI DESEURI COLECTATE (TONE) - ZONA I

LOCALITATE	POPULATIE UAT	Cant.med Contract	IANUARIE			FEBRUARIE			MARTIE			APRILIE			MAI			IUNIE			IULIE			AUGUST			SEPTEMBRIE			OCTOMBRIE			NOIEMBRIE			DECEMBRIE			TOTAL 12 LUNI			MEDIE LUNARA		Cant rezid. pe zi/pers
			AE/IP	POP	REC	AE/IP	POP	REC	AE/IP	POP	REC	AE/IP	POP	REC	AE/IP	POP	REC	AE/IP	POP	REC	AE/IP	POP	REC	AE/IP	POP	REC	AE/IP	POP	REC	AE/IP	POP	REC	AE/IP	POP	REC	AE/IP	POP	REC	Rezid	Reciclab				
LEHLIU GARA	6258	142.01	25.43	144.01	2.85	22.91	125.97	2.91	26.01	165.21	4.75	25.83	183.93	4.17	19.63	194.20	3.75	21.34	196.50	5.66	22.47	232.37	4.69	23.18	200.42	4.63	24.76	191.02	5.82	20.16	224.06	6.39	20.11	213.33	4.68	18.60	174.60	5.08	270.43	2245.62	55.38	187.14	4.62	0.98
FUNDULEA	4640	105.29	8.34	134.58	3.10	7.37	123.03	2.23	9.74	155.26	4.41	7.41	178.09	3.45	6.85	174.63	3.45	8.26	192.08	4.74	8.18	198.14	7.50	12.28	192.80	6.45	10.47	170.53	4.24	11.47	188.47	5.35	10.72	197.24	4.2	7.82	171.94	5.63	108.91	2076.79	54.75	173.07	4.56	1.22
TOTAL URBAN	10898	247.30	33.77	278.59	5.95	30.28	249.00	5.14	35.75	320.47	9.16	33.24	362.02	7.62	26.48	368.83	7.20	29.60	388.58	10.40	30.65	430.51	12.19	35.46	393.22	11.08	35.23	361.55	10.06	31.63	412.53	11.74	30.83	410.57	8.88	26.42	346.54	10.71	379.34	4322.41	110.13	360.20	9.18	1.08
BELCIUGATELE	2061	23.45	8.28	58.36	1.72	8.78	51.66	0.72	10.20	62.92	2.24	8.38	96.84	1.05	8.14	83.73	1.56	7.85	83.67	2.18	11.75	107.47	2.15	10.13	84.65	1.80	11.05	104.03	2.56	9.99	82.73	1.80	9.33	76.01	1.40	9.79	87.13	1.55	113.67	979.20	20.73	81.60	1.73	1.30
GURBANESTI	1318	14.99	0.78	11.80	0.35	0.99	10.35	0.40	1.02	12.34	0.40	0.94	21.56	0.35	0.72	20.42	0.55	0.71	20.01	0.30	1.04	23.08	0.30	0.99	20.03	0.25	1.01	18.47	0.65	1.31	21.65	0.50	1.04	18.03	0.35	0.85	18.18	0.35	11.40	215.92	4.75	17.99	0.40	0.45
ILEANA	3113	35.42	2.12	32.34	0.10	1.85	31.53	0.15	3.27	43.43	0.00	1.77	44.53	0.15	1.57	49.85	0.15	3.25	64.62	0.30	2.59	55.69	0.15	1.95	52.19	0.20	3.40	63.98	0.20	2.92	51.18	0.26	2.59	47.19	0.25	2.42	52.29	0.35	28.97	588.82	2.26	49.07	0.19	0.52
LEHLIU SAT	2752	31.31	3.19	17.67	0.32	2.81	20.37	0.18	3.84	28.24	0.68	3.12	24.10	0.44	2.87	29.89	1.10	3.51	35.43	0.60	0.73	35.35	1.85	3.50	38.44	1.05	3.51	29.81	1.74	3.23	31.17	2.38	2.35	25.81	1.40	2.72	28.20	1.42	35.38	344.48	13.16	28.71	1.10	0.34
NIC.BALCESCU	1370	15.59	0.48	14.00	0.90	0.61	14.57	1.45	0.59	20.99	0.95	0.31	21.41	1.81	0.36	21.76	1.70	0.36	28.30	1.74	0.43	24.01	2.45	0.26	23.02	2.30	0.88	28.92	2.49	0.25	25.17	2.86	0.28	24.48	2.01	0.27	25.43	2.27	5.08	272.06	22.93	22.67	1.91	0.54
SARULESTI	2293	26.09	0.78	26.54	1.39	1.07	18.07	1.68	1.00	23.24	1.69	0.71	31.91	1.55	1.44	56.84	1.35	1.67	41.67	1.26	2.79	59.21	1.52	3.31	66.49	1.30	2.60	62.98	1.70	2.50	89.20	2.25	1.23	73.23	2.13	0.73	63.13	1.85	19.83	612.51	19.67	51.04	1.64	0.73
SOHATU	2877	32.73	0.73	27.63	0.92	0.71	27.55	0.92	0.74	37.92	1.80	0.58	39.10	1.75	0.51	39.89	2.60	0.78	52.78	3.21	0.80	46.32	3.00	1.10	44.24	2.85	1.19	54.95	3.27	0.89	45.33	2.67	0.95	41.75	1.94	1.01	46.13	2.11	9.99	503.59	27.04	41.97	2.25	0.48
TAMADAU MARE	2354	26.78	1.12	40.08	0.78	0.82	32.80	0.45	0.93	38.19	1.20	0.70	58.62	1.10	0.77	48.31	1.30	0.87	47.31	0.35	1.18	63.46	1.55	0.94	49.76	0.80	0.81	59.73	1.28	0.78	53.32	1.25	0.78	47.64	0.80	1.21	56.39	0.80	10.91	595.61	11.66	49.63	0.97	0.69
VALEA ARGOVEI	2151	24.47	1.29	34.19	0.73	0.96	33.89	1.35	0.84	40.04	1.30	1.28	48.72	1.27	0.68	46.16	1.42	0.54	42.60	1.09	1.23	59.07	1.20	0.73	46.67	0.85	1.15	45.57	1.53	2.11	54.71	2.17	0.66	40.86	1.25	0.77	42.75	1.42	12.24	535.23	15.58	44.60	1.30	0.68
TOTAL RURAL	20289	230.82	18.77	262.61	7.21	18.60	240.79	7.30	22.43	307.31	10.26	17.79	386.79	9.47	17.06	396.85	11.73	18.81	416.39	11.03	22.54	473.66	14.17	22.91	425.49	11.40	25.60	468.44	15.42	23.98	454.46	16.14	19.21	395.00	11.53	19.77	419.63	12.12	247.47	4647.42	137.78	387.29	11.48	0.63
TOTAL ZONA I	31187	478.12	52.54	541.20	13.16	48.88	489.79	12.44	58.18	627.78	19.42	51.03	748.81	17.09	43.54	765.68	18.93	48.41	804.97	21.43	53.19	904.17	26.36	58.37	818.71	22.48	60.83	829.99	25.48	55.61	866.99	27.88	50.04	805.57	20.41	46.19	766.17	22.83	626.81	8969.83	247.91	747.49	20.66	0.79

RECICLAB	IANUARIE		FEBRUARIE		MARTIE		APRILIE		MAI		IUNIE		IULIE		AUGUST		SEPT.		OCT.		NOV		DEC		TOTAL 12 LUNI	
	AE/IP	POP	AE/IP	POP	AE/IP	POP	AE/IP	POP	AE/IP	POP	AE/IP	POP	AE/IP	POP	AE/IP	POP	AE/IP	POP	AE/IP	POP	AE/IP	POP	AE/IP	POP	AE/IP	POP
	0.22	13.16	0	12.44	0.48	19.42	0.87	17.09	0.28	18.93	0.96	21.43	0.6	26.36	0.55	22.48	0.59	25.48	0.4	27.88	0	20.41	0.19	22.83	5.14	247.91

LUNA	IAN	FEB	MART	APRIL	MAI	IUNIE	IULIE	AUGUST	SEPT.	OCT	NOV	DEC	TOTAL
BIODEGR	0.00	0.00	1.28	0.00	0.00	0.00	0.00	0.00	0.00	0.00	0.00	0.00	1.28

Cantitatea medie gen. (kg/zi/pers) deseu rezidual	Urban	Rural	Zona
	1.08	0.63	0.79



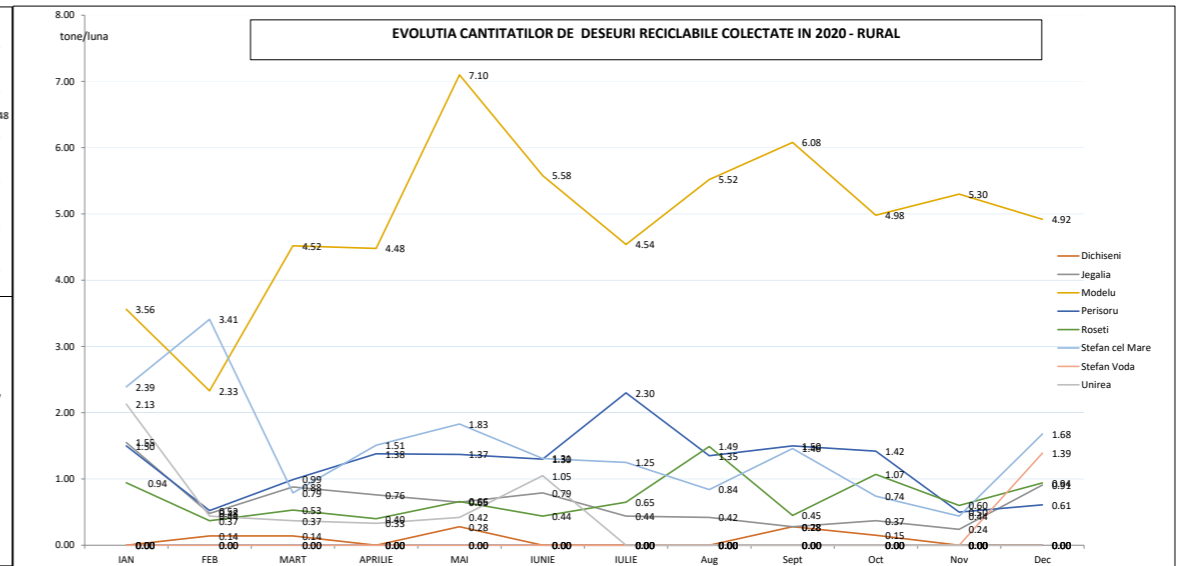
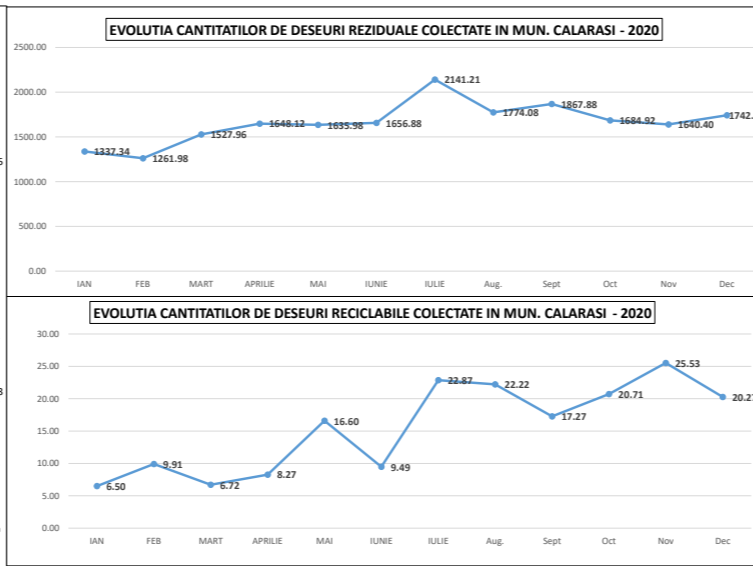
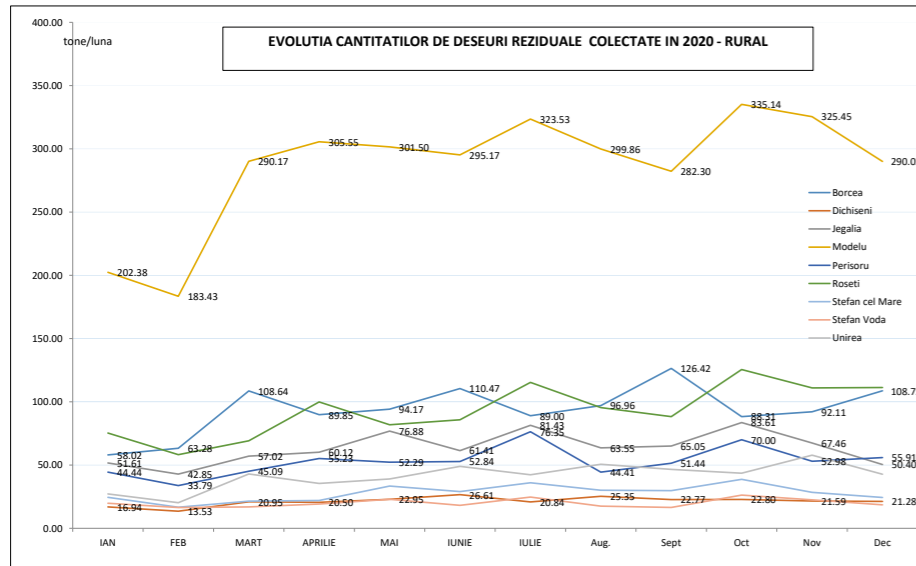
CANTITATI DESEURI COLECTATE (TONE) - ZONA 3

LOCALITATE	POPULATIE UAT	Cant.med Contract	IANUARIE			FEBRUARIE			MARTIE			APRILIE			MAI			IUNIE			IULIE			AUGUST			SEPTEMBRIE			OCTOMBRIE			NOIEMBRIE			DECEMBRIE			TOTAL 12 LUNI			MEDIE LUNARA		Cant rezid. pe zi/pers
			AE/IP	POP	REC	AE/IP	POP	REC	AE/IP	POP	REC	AE/IP	POP	REC	AE/IP	POP	REC	AE/IP	POP	REC	AE/IP	POP	REC	AE/IP	POP	REC	AE/IP	POP	REC	AE/IP	POP	REC	AE/IP	POP	REC	AE/IP	POP	REC	Rezid	Reciclab				
Mun. Calarasi	65181	1483.06	339.54	1337.34	6.50	246.20	1261.98	9.91	365.76	1527.96	6.72	314.24	1648.12	8.27	263.32	1635.98	16.60	345.90	1656.88	9.49	268.44	2141.21	22.87	416.24	1774.08	22.22	453.28	1867.88	17.27	414.20	1684.92	20.71	390.14	1640.40	25.53	251.08	1742.48	20.27	4068.34	19919.23	186.36	1659.94	15.53	0.83
Borcea	7600	97.36	9.68	58.02	0.00	9.20	63.28	0.00	10.18	108.64	0.00	8.25	89.85	0.00	8.83	94.17	0.00	10.01	110.47	0.00	11.16	89.00	0.00	10.30	96.96	0.00	13.06	126.42	0.00	12.47	88.31	0.00	10.47	92.11	0.00	10.67	108.73	0.00	124.28	1125.96	0.00	93.83	0.00	0.40
Dichiseni	1661	21.28	0.73	16.94	0.00	0.49	13.53	0.14	0.63	20.95	0.14	0.20	20.50	0.00	0.15	22.95	0.28	0.47	26.61	0.00	0.63	20.84	0.00	0.95	25.35	0.00	0.75	22.77	0.28	0.76	22.80	0.15	0.53	21.59	0.00	0.42	21.28	0.00	6.71	256.11	0.99	21.34	0.08	0.42
Jegalia	3907	50.05	0.81	51.61	1.55	0.72	42.85	0.48	1.14	57.02	0.88	0.46	60.12	0.76	0.90	76.88	0.65	0.71	61.41	0.79	0.97	81.43	0.44	0.79	63.55	0.42	0.42	65.05	0.28	0.19	83.61	0.37	0.52	67.46	0.24	0.40	50.40	0.91	8.03	761.39	7.77	63.45	0.65	0.53
Modelu	9000	115.29	5.64	202.38	3.56	4.53	183.43	2.33	4.92	290.17	4.52	2.69	305.55	4.48	4.20	301.50	7.10	3.75	295.17	5.58	4.39	323.53	4.54	4.80	299.86	5.52	7.26	282.30	6.08	9.16	335.14	4.98	6.31	325.45	5.30	6.75	290.05	4.92	66.73	3187.35	56.67	265.61	4.72	0.97
Perisoru	5326	68.23	3.02	44.44	1.50	5.15	33.79	0.52	3.20	45.09	0.99	0.95	55.23	1.38	4.39	52.29	1.37	4.15	52.84	1.30	6.72	76.35	2.30	3.87	44.41	1.35	4.48	51.44	1.50	4.36	70.00	1.42	5.00	52.98	0.50	4.55	55.91	0.61	43.41	673.79	13.09	56.15	1.09	0.35
Roseti	6100	78.14	0.66	75.36	0.94	0.57	58.23	0.37	0.66	69.16	0.53	0.11	99.89	0.40	0.05	81.87	0.66	0.14	85.81	0.44	0.29	115.37	0.65	0.32	95.40	1.49	0.24	88.28	0.45	0.29	125.51	1.07	0.17	110.99	0.60	0.28	111.28	0.94	3.78	1117.15	8.54	93.10	0.71	0.50
Stefan cel Mare	2639	33.81	0.75	24.45	2.39	0.65	16.67	3.41	0.76	21.52	0.79	0.12	22.04	1.51	0.28	33.42	1.83	0.24	29.10	1.31	0.50	36.04	1.25	0.17	30.04	0.84	0.13	29.77	1.46	0.32	38.72	0.74	0.13	28.43	0.44	0.24	24.40	1.68	4.29	334.60	17.65	27.88	1.47	0.35
Stefan Voda	2436	31.21	0.17	19.85	0.00	0.14	16.43	0.00	0.14	16.88	0.00	0.24	19.22	0.00	0.17	22.89	0.00	0.31	18.12	0.00	0.26	24.74	0.00	0.21	17.53	0.00	0.14	16.51	0.00	0.32	26.26	0.00	0.15	22.47	0.00	0.14	18.57	1.39	2.39	239.47	1.39	19.96	0.12	0.27
Unirea	2682	34.36	0.30	27.14	2.13	0.51	20.26	0.44	0.70	42.96	0.37	0.45	35.53	0.33	0.40	39.02	0.42	0.44	48.99	1.05	0.48	42.30	0.00	3.21	50.67	0.00	0.59	46.55	0.00	0.83	43.61	0.00	0.74	57.82	0.00	0.77	42.76	0.00	9.42	497.61	4.74	41.47	0.40	0.51
TOTAL RURAL	41351	529.71	21.76	520.19	12.07	21.96	448.47	7.69	22.33	672.39	8.22	13.47	707.93	8.86	19.37	724.99	12.31	20.22	728.52	10.47	25.40	809.60	9.18	24.62	723.77	9.62	27.07	729.09	10.05	28.70	833.96	8.73	24.02	779.30	7.08	24.22	723.38	10.45	273.14	8401.59	114.74	700.13	9.56	0.56
TOTAL ZONA III	106532	2012.77	361.30	1857.53	18.57	268.16	1710.45	17.60	388.09	2200.35	14.94	327.71	2356.05	17.13	282.69	2360.97	28.91	366.12	2385.40	19.96	293.84	2950.81	32.05	440.86	2497.85	31.84	480.35	2596.97	27.32	442.90	2518.88	29.44	414.16	2419.70	32.61	275.30	2465.86	30.72	4341.48	28320.82	301.10	2360.07	25.09	0.73

RECICLAB	IANUARIE		FEBRUARIE		MARTIE		APRILIE		MAI		IUNIE		IULIE		AUGUST		SEPT		OCT		NOV		DEC		TOTAL 12 LUNI	
	AE/IP	POP	AE/IP	POP	AE/IP	POP	AE/IP	POP	AE/IP	POP	AE/IP	POP	AE/IP	POP	AE/IP	POP	AE/IP	POP	AE/IP	POP	AE/IP	POP	AE/IP	POP	AE/IP	POP
	5.85	18.57	4.75	17.60	7.91	14.94	6.12	17.13	4.40	28.91	7.67	19.96	3.88	32.05	3.18	31.84	6.97	27.32	4.78	29.44	0.15	32.61	10.96	30.72	66.62	301.10

LUNA	IAN	FEB	MART	APRIL	MAI	IUNIE	IULIE	AUGUST	SEPT	OCT	NOV	DEC	TOTAL
BIODEG	0.00	0.00	0.00	0.00	0.00	0.00	0.00	0.00	0.00	0.00	0.00	0.00	0.00
STRADAL	53.58	64.12	34.00	66.58	80.46	78.6	69.18	72.5	92.5	108.94	129.28	109.26	959.00

Cantitatea medie gen. (kg/zi/pers) deseu rezidual	Urban	Rural	Zona
	0.83	0.56	0.73

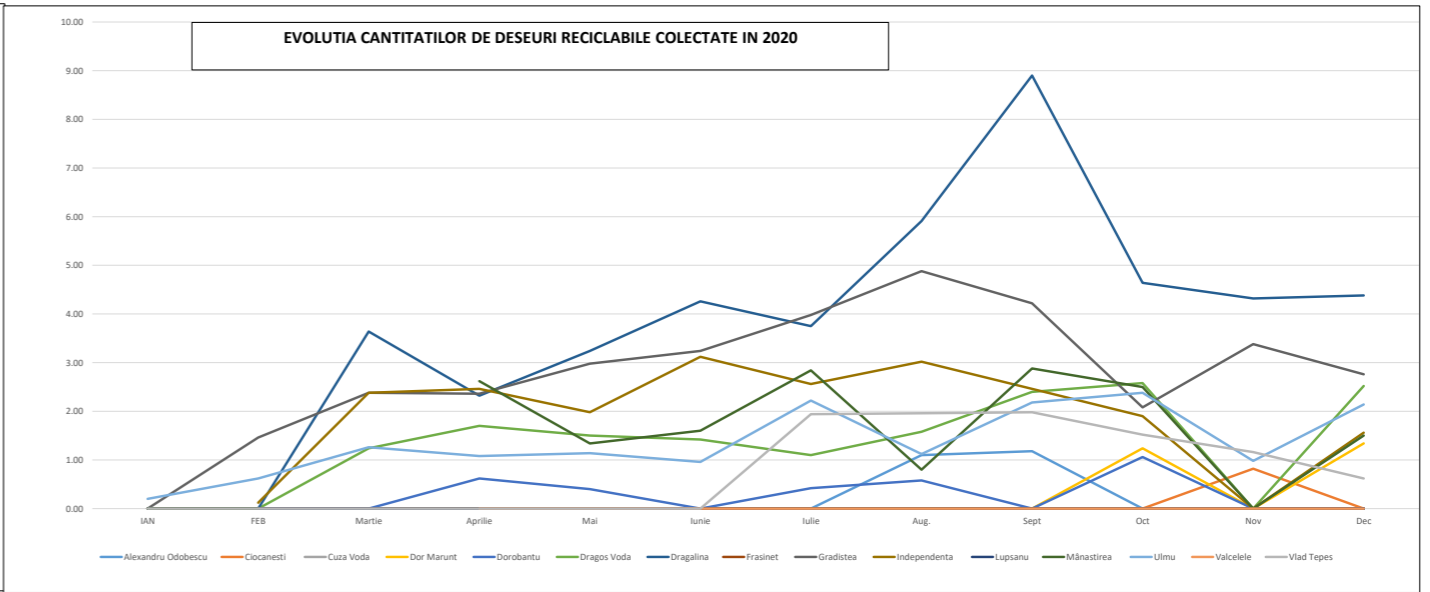
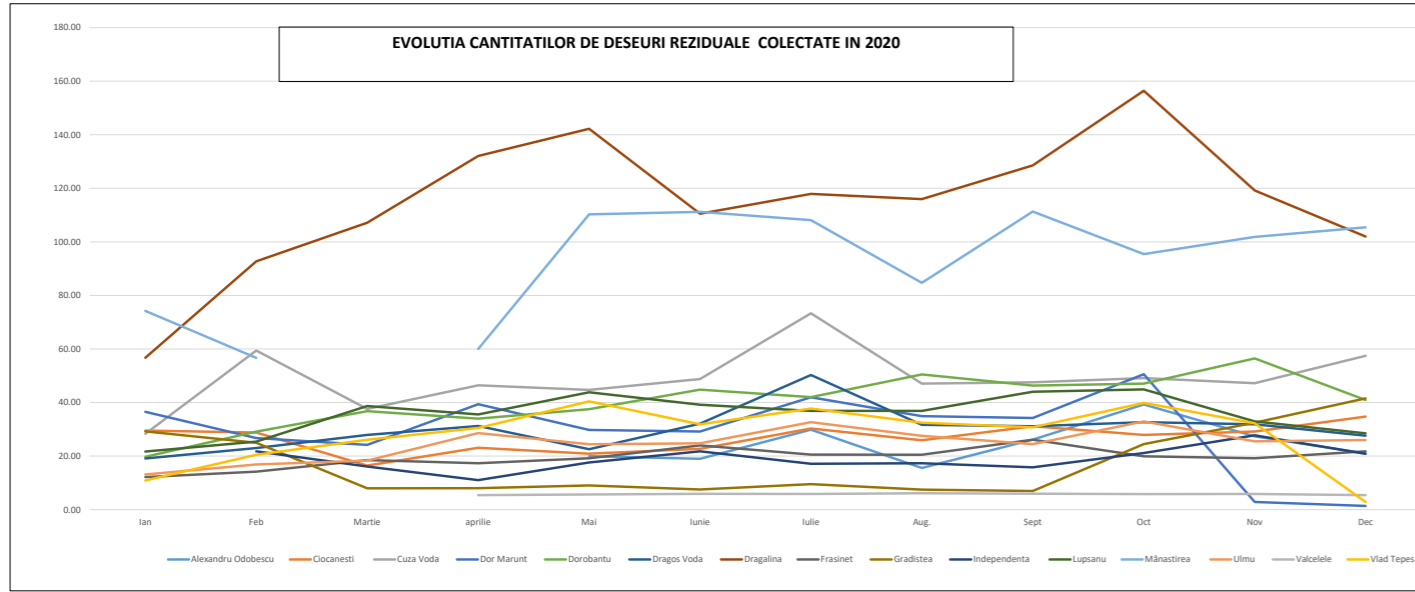


CANTITATI DESEURI COLECTATE (TONE) - ZONA 4

LOCALITATE	POPULATIE UAT	Cant.med Contract	IANUARIE			FEBRUARIE			MARTIE			APRILIE			MAI			IUNIE			IULIE			AUGUST			SEPTEMBRIE			OCTOMBRIE			NOIEMBRIE			Decembrie			TOTAL 12 LUNI			MEDIE LUNARA		Cant.resid. pe zi/pers
			AE/IP	POP	REC	AE/IP	POP	REC	AE/IP	POP	REC	AE/IP	POP	REC	AE/IP	POP	REC	AE/IP	POP	REC	AE/IP	POP	REC	AE/IP	POP	REC	AE/IP	POP	REC	AE/IP	POP	REC	AE/IP	POP	REC	AE/IP	POP	REC	Rezid	Reciclab				
Alexandru Odobescu	2180	27.93																																										
Ciocanesti	3215	41.18	10.28	11.14	0.00	8.60	13.56	0.00	8.76	16.46	0.00	8.98	23.12	0.00	7.84	20.92	0.00	7.64	22.70	0.00	9.48	30.32	0.00	6.00	25.88	0.00	8.44	31.12	0.00	6.38	27.92	0.00	7.80	29.18	0.82	8.10	34.76	0.00	98.30	287.08	0.82	23.92	0.07	0.24
Cuza Voda	3230	41.38	1.77	43.38	0.00	0.00	38.86	0.00	0.00	37.62	0.00	0.00	46.44	0.00	0.00	44.70	0.00	0.00	48.78	0.00	0.00	73.32	0.00	0.00	47.06	0.00	0.00	47.54	0.00	0.00	49.10	0.00	0.00	47.20	0.00	0.00	57.44	0.00	9.75	561.84	0.00	46.82	0.00	0.48
Dor Marunt	6821	87.38	1.30	30.36	0.00	1.46	20.80	0.00	6.50	24.20	0.00	7.30	39.36	0.00	6.34	29.78	0.00	7.98	29.18	0.00	7.32	41.98	0.00	3.90	34.92	0.00	4.30	34.22	0.00	6.00	50.58	1.24	5.60	2.88	0.00	5.40	1.38	1.34	63.40	339.64	2.58	28.30	0.22	0.14
Dorobantu	2758	35.33	2.26	34.02	0.34	3.96	28.84	0.00	5.48	36.78	0.00	3.68	33.96	0.62	3.60	37.50	0.40	5.60	44.80	0.00	2.54	42.02	0.42	3.16	50.48	0.58	2.72	46.32	0.00	3.16	47.08	1.06	3.12	56.48	0.00	2.60	40.92	0.00	41.88	499.20	3.42	41.60	0.29	0.49
Dragos Voda	2030	26.00	0.63	33.03	0.00	0.00	23.64	0.00	0.00	27.92	1.24	0.00	31.26	1.70	0.00	22.58	1.50	0.00	32.10	1.42	0.00	50.28	1.10	0.00	31.66	1.58	0.00	31.14	2.40	0.00	32.66	2.58	0.00	31.88	0.00	0.00	27.62	2.52	0.63	375.77	16.04	31.31	1.34	0.51
Dragalina	6910	88.52	3.82	71.18	1.91	0.00	79.18	2.25	0.00	107.16	3.64	0.00	132.08	2.32	0.00	142.22	3.24	0.00	110.52	4.26	0.00	117.94	3.75	0.00	115.98	5.91	0.00	128.56	8.90	4.88	156.42	4.64	0.00	119.18	4.32	1.92	101.98	4.38	10.62	1382.40	49.52	115.20	4.13	0.55
Frasinet	1000	12.81	0.16	12.80	0.00	0.28	13.78	0.00	0.50	18.52	0.00	0.32	17.32	0.00	0.46	19.18	0.00	0.52	23.98	0.00	0.48	20.58	0.00	0.28	20.50	0.00	0.44	26.12	0.00	1.32	19.90	0.00	0.56	19.18	0.00	0.56	21.76	0.00	5.88	233.62	0.00	19.47	0.00	0.64
Gradistea	4663	59.73				1.56	7.34	2.08	0.92	7.96	2.38	0.50	8.00	2.36	0.70	9.06	2.98	1.22	7.52	3.24	0.76	9.54	3.98	1.00	7.48	4.88	0.96	6.96	4.22	2.14	24.46	2.08	2.94	32.48	3.38	3.00	41.56	2.76	15.70	162.36	34.34	14.76	3.12	0.10
Independenta	2780	35.61	0.84	11.02	1.04	1.34	10.38	1.40	0.84	16.08	2.38	0.16	11.02	2.46	0.54	17.64	1.98	0.64	21.76	3.12	0.52	17.12	2.56	0.74	17.32	3.02	0.70	15.82	2.46	1.34	21.16	1.90	1.12	27.76	0.00	0.46	20.86	1.56	9.24	207.94	23.88	17.33	1.99	0.20
Lupsanu	2400	30.74	1.88	24.04	0.00	0.00	25.92	0.00	0.00	38.68	0.00	0.00	35.56	0.00	0.00	43.82	0.00	0.00	39.20	0.00	0.00	36.88	0.00	0.00	36.88	0.00	0.00	44.02	0.00	0.00	44.90	0.00	0.00	32.94	0.00	0.00	28.48	0.00	1.88	431.32	0.00	35.94	0.00	0.49
Mănăstirea	4465	57.20	0.00	49.78	0.00	0.00	83.06	0.00				0.00	60.00	2.62	1.02	110.26	1.34	15.72	111.22	1.60	8.06	108.10	2.84	8.38	84.70	0.80	10.50	111.32	2.88	8.48	95.42	2.50	7.80	101.86	0.00	10.54	105.42	1.50	70.50	1021.14	16.08	92.83	1.46	0.68
Ulmu	1351	17.31	0.34	19.48	1.48	0.16	15.06	0.88	0.38	18.32	1.26	0.28	28.60	1.08	0.50	24.44	1.14	0.42	24.76	0.96	0.60	32.66	2.22	0.34	27.54	1.12	0.46	24.48	2.18	0.74	32.94	2.38	0.48	25.52	0.98	0.58	26.00	2.14	5.28	299.80	17.82	24.98	1.49	0.61
Valcelele	1529	18.59							0.00	5.24	0.00	0.00	5.42	0.00	0.16	5.68	0.00	0.00	5.92	0.00	0.00	5.86	0.00	0.00	6.12	0.00	0.00	5.96	0.00	0.00	5.82	0.00	0.00	5.88	0.00	0.00	5.42	0.00	0.16	57.32	0.00	5.73	0.00	0.12
Vlad Tepes	1459	18.69	0.00	24.20	0.00	0.00	19.78	0.00	0.00	26.08	0.00	0.00	30.50	0.00	0.00	40.44	0.00	0.00	31.88	0.00	0.00	37.74	1.94	0.00	32.48	1.96	0.00	30.74	1.98	0.00	39.84	1.52	0.00	32.28	1.16	0.00	2.88	0.62	0.00	348.84	9.18	29.07	0.77	0.65
TOTAL ZONA	46791	599.39	23.28	364.43	4.77	17.36	380.20	6.61	23.38	381.02	10.90	21.22	502.64	13.16	21.16	588.20	12.58	39.74	573.32	14.60	29.76	654.22	18.81	23.80	554.56	20.95	28.52	610.48	26.20	34.44	687.48	19.90	29.42	592.06	10.66	33.16	537.46	16.82	325.24	6426.07	175.96	552.05	15.14	0.39

RECICI	IANUARIE		FEBRUARIE		MARTIE		APRILIE		MAI		IUNIE		IULIE		AUGUST		SEPT.		OCT.		NOV		DEC		TOTAL 12 LUNI	
	AE/IP	POP	AE/IP	POP	AE/IP	POP	AE/IP	POP	AE/IP	POP	AE/IP	POP	AE/IP	POP	AE/IP	POP	AE/IP	POP	AE/IP	POP	AE/IP	POP	AE/IP	POP	AE/IP	POP
	0.47	4.77	0.94	6.61	0.22	10.90	0.70	13.16	0.00	12.58	0.98	14.60	0.00	18.81	0.77	20.95	0.61	26.20	0.94	19.90	0.00	10.66	0.00	16.82	5.63	175.96

Cantitatea medie gen. (kg/zi/pers) deșeu rezidual	Rural
	0.39



CANTITATI TRANSPORTATE LA CMD CIOCANESTI (TONE)

Tip de deseu	IANUARIE		FEBRUARIE		MARTIE		APRILIE		MAI		IUNIE		IULIE		AUGUST		SEPTEMBRIE		OCTOMBRIE		NOIEMBRIE		DECEMBRIE		TOTAL		TOTAL 2020	Medie lunara		PROCENT
	AE/IP	POP	AE/IP	POP	AE/IP	POP	AE/IP	POP	AE/IP	POP	AE/IP	POP	AE/IP	POP	AE/IP	POP	AE/IP	POP	AE/IP	POP	AE/IP	POP	AE/IP	POP	AE/IP	POP		AE/IP	POP	
Menajer	617.14	4374.68	500.20	4058.28	665.01	5045.17	549.78	5786.92	527.45	5792.77	617.17	6047.73	567.23	7041.78	675.41	6195.80	763.38	6364.28	747.57	6475.55	670.04	6104.63	511.75	5917.51	7412.13	69205.10	76617.23	617.68	5767.09	89.94
Reciclabil	10.82	113.10	6.99	106.77	10.91	130.84	8.65	135.68	6.28	158.34	11.33	182.18	8.12	222.30	6.20	203.51	9.83	212.46	9.46	191.06	4.89	155.40	14.03	166.67	107.51	1978.31	2085.82	8.96	164.859	2.45
Refuz Sortare	2.4		84.7		161.96		67.48		45.61		66.98		186.52		172.04		217.78		195.18		188.6				1389.25	1389.25	115.77		1.63	
Biodegradabil	0		0		1.28		0		0		0		0		0		0		0		1.4				2.68	2.68	0.22		0.00	
Refuz Bio																												0.00		0.00
Stradal	121.00		147.18		34.00		66.58		80.46		78.60		69.18		72.50		92.50		108.94		129.28		109.26		1109.48	1109.48	92.46		1.30	
Demolari	27.2		35.8		21.44		0		28		49.47		3653.62		0		10.26		70		83.26			3979.05	3979.05	331.59		4.67		
																									85183.513				100.00	

Total deseuri depozitate in groapa (tone)	
(menajer, refuz sortare, refuz biodegradabil, stradal)	79115.96